
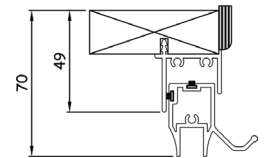


## Lift Out (HLO)

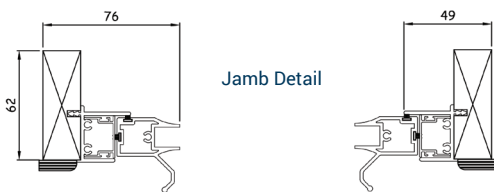
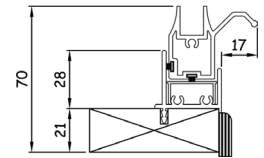
A removable secondary glazing panel within its own outer frame, which fixes to the face or reveal of the existing primary window. An ideal solution when only occasional cleaning access is required.



Head Detail



Cill Detail



Jamb Detail

### Features

- Slim, unobtrusive aluminium profile
- Economical option to secondary glaze primary window
- Improved noise and thermal installation
- Suitable for arched and shaped applications
- Suitable to have bevelled timber subframe to fix in to bays/splayed reveals
- Can be coupled or stacked with other units in the range to treat large areas of glazing or long runs of windows
- Easy to remove panel for cleaning and maintenance of primary window

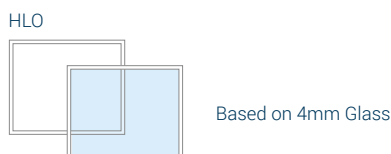
### Variations of Basic Unit

- Anti lift bolt is available to secure panel in place (fitted through subframe)
- No subframe version available
- Standard and acoustic trickle vents are available
- Can be coupled and stacked using a heavy duty frame coupling section or timber to timber
- Larger trims and timber trims available at additional cost
- Variety of stock colours available, including all RAL options
- Can accept flyscreen mesh

### Specification

- Glazing options: 4mm - 8.8mm
- Choice of timber subframes
- Pre-drilled and countersunk to suit either face fix or reveal fix
- Woolpile inserted in to panel section groove to create outer frame seal
- Gasket colour option of black or white
- PVCu trims supplied for the face of the units to create a neat, clean finish
- Standard colour white high gloss - RAL 9910
- Lift out section has one rib running along the section

Heritage  
Configurations



Max width: 2,000mm  
or Max height: 2,000mm



#### Optimum Noise Reduction: 52dB (Rw)

Using 6.4mm acoustic laminate glazing, with 200mm glass-to-glass



#### Optimum U Value: 1.868 W/m<sup>2</sup>K

Using 4mm toughened Low E glazing, with 80mm glass-to-glass